

# T M S

## YEDEK PARÇA KATALOĞU





# Contents

Needle	P01~02
Needle bar Beam&Pattern disk	P03~04
Tongue needle block	P05~06
Sinker needle block	P07~12
Dispart needle block	P13~14
Comez&Muller needle block	P15~16
Guide needle block	P17~25
Bellow	P26~26
Tool	P27~28
Special accessories	P29~38
Warping machine	P39~39
Damping Tensioner	P40~40

# NEEDLE



R-spec50.75G01



R-spec44.75G08



R-spec44.75G02



R-spec42.56G02



R-spec39.75G07



R-spec39.65G07



Spec 51.50G104



Spec 50.75G4  
Spec 50.75G5  
Spec 50.75G08  
Spec 50.75G13



Spec 57.50G101  
Spec 57.55G101



Spec 40.50G3  
Spec 40.56G3



Spec 59.75G01



R-spec 26.60G05

TMS MACHINERY KINTTING IND. TRADE. LTD. CO.

# NEEDLE




KFPS 44.55G2  
 KFPS 46.58G12  
 KFPS 46.60G2  
 KFPS 46.83G2  
 KFPS 57.55G12



73.71 WIRE  
 73.71 FLAT  
 73.60 WIRE  
 73.50 WIRE  
 73.71-1 WIRE  
 73.93 WIRE



1488 Y  
 80.120-3Y




SPEC 43.45G105  
 SPEC 41.50G104  
 SPEC 40.50G3  
 SPEC 40.56G3  
 SPEC 51.50G104  
 SPEC 51.50G113  
 SPEC 57.50G101  
 SPEC 57.55G101  
 SPEC 50.75G5  
 SPEC 50.75G8  
 SPEC 50.75G13  
 SPEC 51.50G11  
 SPEC 51.50G8  
 SPEC 59.75G01

R-SPEC 42.56G02  
 R-SPEC 44.75G02  
 R-SPEC 44.75G08  
 R-SPEC 51.95G01  
 R-SPEC 51.65G01  
 R-SPEC 39.75G07  
 R-SPEC 45.65G07  
 R-SPEC 44.65G01  
 R-SPEC 44.96G01  
 R-SPEC 30.60G03  
 R-SPEC 50.75G01  
 R-SPEC 53.65G01  
 R-SPEC 50.65G01


# NEEDLE BAR



Needle bar of MRES Machine



Needle bar of Double Bar Machine



Knock-over bar of Double Bar Machine



Guide-bar of RSE Machine



Needle bar of RSE Machine



Guide-bar of MRES Machine



Guide-bar of KS Machine



Tongue Needle bar of KS Machine

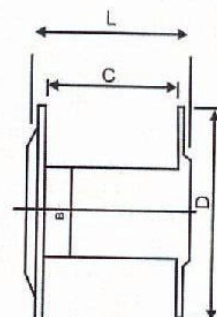


Needle bar of KS Machine



# BEAM & PATTERN DISK

SIZE: 1:10




Size(Inch)	Dimension				
D×L	mm D	mm C	mm L	mm B	mm A
① 14×14	355	317	355	110	70
② 21×21	535	470	535	200	152.7
③ 21×21	535	480	535	200	152.7
④ 30×21	762	470	540	260	152.7
⑤ 30×21	762	450	540	300	152.7



pattern disk

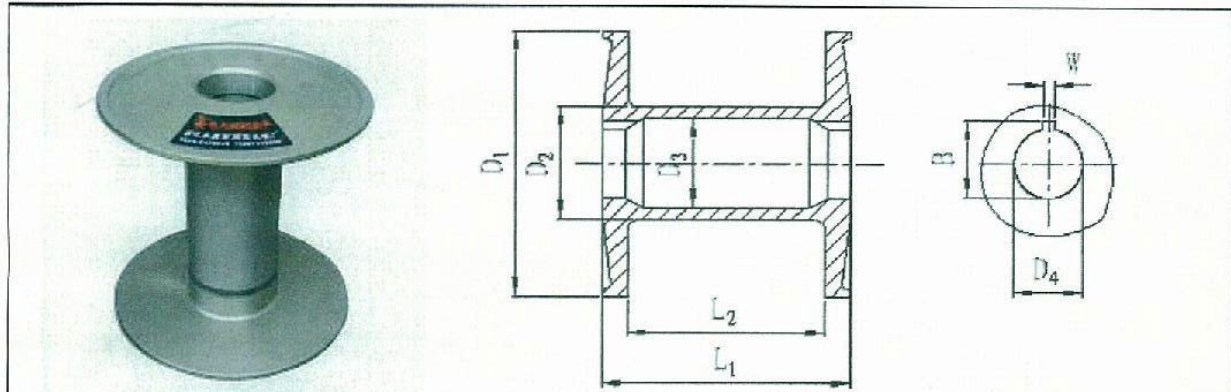
SIZE: 1:5



chain block

SIZE: 1:1

# BEAM & PATTERN DISK



Heavy duty standard for mono & multi-filament Nylon, Polyester, fully synthetic yarns

ITEM D1XL1 (inch)	DIMENSION (mm/Inch)							WEIGH T (Kgs)	MAXIMUM TENSION (MT)	20' FCL QTY (pcs)
	D1 (mm)	D2 (mm)	L1 (mm)	L2 (mm)	D4 (mm/inch)	B (mm)	W (mm)			
21X21(A)	535	200	530	470	152.4/6.0	159.5	19.6	34	125	300
21X21(B)	535	200	530	470				36	160	300
21X21(C)	535	230	535	470				42	260	280
30X21(A)	762	260	540	470				72	230	160
30X21(B)	762	300	540	470				85	300	160
30X21(C)	762	300	540	470				96	450	160
30X42	762	300	1070	982				120	550	80
40x21(A)	1016	300	545	470				135	300	96
40x21(B)	1016	300	545	450				180	350	96
40x42	1016	300	1070	982				185	650	48

# TONGGUE NEEDLE BLOCK



C-32-28P-2



C-24-42-7



C-24-42-8



C-24-84/4-14



LIBA 32E  
8-41-11 A



LIBA 28E  
8-03V-11

LIBA 32E  
8-03V-11



LIBA 24E  
8-34V-13



C-24-67-16



C-24-111-17  
C-24-79-17



C-24-89/4-18


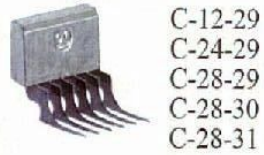



C-24-67-19

TMS MACHINERY KINTTING IND. TRADE. LTD. CO.



# TONGUE NEEDLE BLOCK



# SINKER NEEDLE BLOCK



P-14-3-0  
P-28-5-0  
P-28-0-0  
P-32-0-0



P-28-1-1  
P-30-1-1  
P-32-1-1



P-24-11-6



P-28-59-14



P-24-66-19  
P-28-66-19  
P-28-66/VP-19  
P-32-67-19  
P-32-67/VP-19



P-24-66-20  
P-28-66-20  
P-32-66-20  
P-36-66-20



P-24-75-23  
P-28-75/VP-23  
P-32-75-23  
P-28-81-23



P-18X-77-24  
P-24X-77-24  
P-26X-77-24



P-28-88/VP-28  
P-32-88/VP-28  
P-36-88/VP-28  
P-32-101-28  
P-28-115/VP-28  
P-32-115/VP-28

# SINKER NEEDLE BLOCK



P-28-66VP-38  
P-32-66VP-38



P-28-104-40



P-32-88/VP-43  
P-32-88/VP-43



P-28-116VP-44  
P-28-110VP-44  
P-32-116VP-44



P-28-66VP-47  
P-32-66VP-47  
P-32-67VP-47



P-24-120VP-50  
P-18-120VP-50



P-24-123-51  
P-18-123-51



K 2-52-3  
LIBA E28



2-58-4  
LIBA E28

# SINKER NEEDLE BLOCK



LIBA 28E  
7-39-14



LIBA 18E  
2-111-23



LIBA E28  
2-148-26



2-216-27A 28E  
2-154-27 28E  
2-216-27 32E  
2-154-27 32E



LIBA E32  
2-275-27 A



LIBA E20  
2-184-34



LIBA E28  
2-197-34B



LIBA E28  
6-93-40



LIBA E18  
2-210-42

# SINKER NEEDLE BLOCK



F-24-23-15



S-8-104/3-63



S-22-111B-64



F-24-46-22V



F-24-5-36  
F-18-37-36



F-28-74-38



F-9-96-48



F-28-73-41

# SINKER NEEDLE BLOCK



S-24-21-19



S-24-27-18



S-24-85-22  
S-24-87-22



S-28-69-35  
S-32-69-35



S-16-70-42



S-18-87-51



S-24-89-55  
S-28-89-55  
S-32-89-55



S-18-37-59  
S-24-98-59



S-18-98-59 2''  
S-24-98-59 2''

## SINKER NEEDLE BLOCK



LIBA E18  
6-78-43



28-380



LIBA-6-112-54-E28



Z-22-97/5-59




Z-24-32-17



LIBA-26B



# DISPART NEEDLE BLOCK



KH-7-4-0



KH-26-4-3



KH-26-4-4



LIBA-4-05



KH-28-4/H-8



KH-28-6-10



KH-26-4-11



KH-28-3-12



KH-24-7-0



17-E




KH-8-6V-18



# DISPART NEEDLE BLOCK



KH-24-6H-5



38E



B-28-2-1




B-33-2/3-9



12E 13E 14E  
16E 20E 24E  
28E 32E 36E

R-32-2-0  
R-32-2-2  
R-32-2-3



KB-33-0-3  
KB-34-0-3  
KB-35-0-3  
KB-37-0-3

**COMEZ & MULLER NEEDLE BLOCK**



P-20231  
P-35090  
P-35081  
P-35091  
P-35092  
P-35093  
P-35094



COMEZ-15



T15



20



MULLER 6



MULLER-20-K



F-15



COMEZ  
P-11890



COMEZ

**COMEZ&MULLER NEEDLE BLOCK**



COMEZ  
P-11890  
FIN-15



COMEZ  
P-33195  
FIN-20



COMEZ  
P-33191  
FIN-15



OMM 15



35090



M-15



OMM  
CX-15



MULLERAG-6  
15



P-20231



TCH-20



TCH

# GUIDE NEEDLE BLOCK



L-28-0-0  
L-32-0-0  
L-18-7-0  
L-12-42-0  
L-28-66-0  
L-32-66-0  
L-28-93-0  
L-32-92-0



L-32-93/H-0  
L-36-93H-0



L-28-0-2  
L-30-0-2  
L-32-0-2



LIBA 13/14 E  
3-02-4



LIBA 3-28-4



L-28-66-65  
L-32-66H-65



LJ-14-12-13



LJ-24-20/2-44



28-105



# GUIDE NEEDLE BLOCK



3-54-20AE28  
3-69-20BE32  
LIBA



L-24/2-42-54  
L-26/2-42-54



L-24/2-0-49  
L-26/2-0-49



LIBA E28  
3-70-4K



KL-28-92-0  
KL-32-93-0  
KL-32-93H-0




KL-32-92H-49  
KL-24-93-49  
KL-28-93-49  
KL-28-93H-49




L-24/2-84-63



L-24-66-49  
L-28-66-49  
L-32-66-49  
L-28-93-49  
L-32-93-49  
L-28-93H-49



L-7-4-41



L-18-49-44/1




LIBA 24E  
3-26-20



L-12/2-23-12

# GUIDE NEEDLE BLOCK



LIBA 11A



KL-14/2-97-23  
 KL-14/2-98-23  
 KL-16/2-98-23  
 KL-8/2-23-23



KL-18-23-12



Malimo  
 D14




Malimo  
 D 10/5



Malimo  
 D 10




YH-D-5/2




ML-32-92/P-0

# GUIDE NEEDLE BLOCK



ML-328-93-49



ML-32-93-0



L-32-93-67



L-18-6/3-28



AL-18-26-38




AL-18-23-58

## PATTERN GUIDE NEEDLE



AF1-70 AF1-100 AF1-115 AF1-135 AF1-145 AF1-160 AF1-170 AF1-180



AF2-70 AF2-100 AF2-115 AF2-135 AF2-145 AF2-160 AF2-170 AF2-175  
AF2-180 AF2-200



AF3-70 AF3-100 AF3-115 AF3-135 AF3-145 AF3-158 AF3-160 AF3-170  
AF3-175 AF3-180 AF3-200



F3-26-70 F3-26-100 F3-26-115 F3-26-135 F3-26-145 F3-26-158 F3-26-160  
F3-26-170 F3-26-175 F3-26-180 F3-26-200


TMS MACHINERY KINTTING IND. TRADE. LTD. CO.



**PATTERN GUIDE NEEDLE**




AFH3-6-115 AFH3-6-135 AFH3-6-145 AFH3-6-158 AFH3-6-160 AFH3-6-170  
AFH3-6-175 AFH3-6-180 AFH3-6-200



3-55-330 LIBA E16



3-55A-340 LIBA E16



AFH-60-3-125-0-13E

## GUIDE NEEDLE



Φ 1.8-58-134

Φ 2.0-36-95

Φ 2.0-42-55

Φ 2.0-45-105

Φ 2.0-54.5-115



Φ 1.4-74-120



Φ 1.5-39-74

Φ 1.5-39-78



Φ 1.5-74-137

Φ 1.5-74-120

## PIPE NEEDLE



Φ 1.5-74-137(HALF PIPE)



Φ 1.5-74-137

Φ 2.0-74-137

Φ 2.5-74-137

Φ 3.0-74-137

Φ 4.0-74-137



Φ 1.4-74-120-8°



Φ 6.5-74-150



MULLER 163900440

MULLER 163900441

MULLER 163900442

MULLER 163900443

MULLER 163900444


MULLER 163900445

MULLER 163900446

# GUIDE NEEDLE BLOCK



1



2



3



4



5




6




7



8



9



10



11

# BELLOW

SIZE: 1 : 3



bellow V6-1596



bellow 6



bellow V-6-1802



bellow 3



bellow 1




bellow 2



oil fileter 1



oil fileter 2



SIZE: 1:6

frame cover



ring



bellow joint



bottom 1



bottom 2



bottom 3

# TOOL

SIZE: 1 : 2



guide wrench



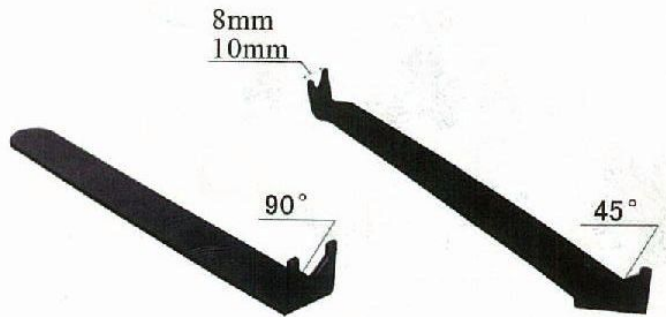
scissors



hook needle



magnifying glass  
1in, 1/2in



sinker wrench



tongue wrench



handle



knotter's knife



threading comb

12E 16E 18E 22E 24E 28E 32E

# SPRING TENSION

SIZE: 1 : 2

wire spring  $\Phi$  2.0 2.5 3.0



1



2



3



4



5



6



7



8



9



10



11



12



"C" type




"U" type

prof L: 130in/170in/180in/210in

TMS MACHINERY KINTTING IND. TRADE. LTD. CO.

# TOOL

SIZE: 1 : 2



guide wrench



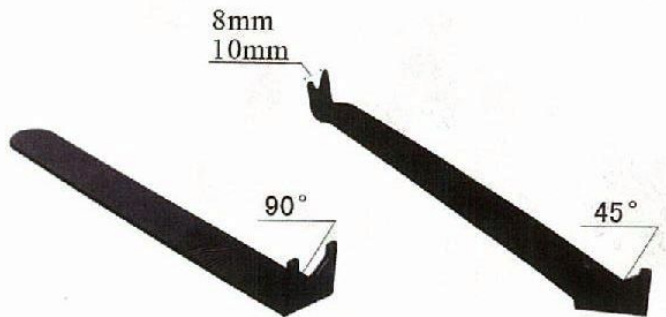
scissors



hook needle



magnifying glass  
1in, 1/2in



sinker wrench




tongue wrench



handle



knotter's knife




threading comb

12E 16E 18E 22E 24E 28E 32E




# GUIDE BAR


SIZE: 1 : 3




guide bar frame  
KS6321



guide bar frame  
KS A-1



guide bar frame  
KS 6310-1



guide bar frame  
KS A-2



guide bar frame  
KS 6310-2



KS 0457-A

# COVER&BOLT

SIZE: 1 : 2



520728  
needle cover



02  
needle cover



tongue cover



A  
needle cover



B  
needle cover



steel cover



plastic cover



D  
cover



aluminium cover

SIZE: 1 : 1



aluminium bolt  
8X25mm



aluminium bolt  
5X25mm



guide bolt  
5X6mm



liba bolt  
4X7mm  
6X9mm



sinker bolt  
5X13mm

# SPRING TENSION

SIZE: 1 : 2

wire spring  $\Phi$  2.0 2.5 3.0



1



2



3



4



5



6




7



8



9



10



11



12



"C" type




"U" type

prof L: 130in/170in/180in/210in

TMS MACHINERY KINTING IND. TRADE. LTD. CO.

# SPECIAL ACCESSORIES

SIZE: 1 : 2



steel wire rope


L <sub>cm</sub>	32	27	29	24.5	18
-----------------	----	----	----	------	----



35Z gear



65Z gear



Let-off small leather belt

C <sub>cm</sub>	46	70	79	93	105	125
-----------------	----	----	----	----	-----	-----



Let-off pulley



gear shaft



bevel gear



0700-1A



0740A



7190

worm gear

TMS MACHINERY KINTING IND. TRADE. LTD. CO.

**SPECIAL ACCESSORIES**

SIZE: 1 : 2



joint-1



joint-2



joint-3



pinch roller



exceed clutch for slowly running



big shaft joint



## SPECIAL ACCESSORIES

SIZE: 1:2



joint



spring



spring




screw rod 7100-3A  
7100-4A



pawl



regulating wheel



sliding unit

SIZE: 1:3



Active cone wheel



steel ring



shifting fork



ratio gear



screw rod

# SPECIAL ACCESSORIES


SIZE: 1:1



red inset



edge needle



wefts hook

1



weft screw



LIBA  
12-44-13



magnet



2



3



roof tape



push needle



wefts hook pad

SIZE: 1:2



belt with thorn  
on Karl-Maryer machine



belt with thorn  
on LIBA machine

**SPECIAL ACCESSORIES**

SIZE: 1 : 2



XM-1



XM-2



XM-3



XM-4



XM-5



XM-6



Connection plate



1



2



3

hook



ball bolt



ball bolt bottom



joint



# SPLINE SHAFT

SIZE: 1 : 2




spline shaft-1



spline shaft-2



spline shaft-3



spline shaft-4



spline shaft-5



spline shaft-6

## WARPING MACHINE



Bean Size:  
 $\Phi 762 \times 540 \text{mm}$  (30inch)  
 $\Phi 535 \times 540 \text{mm}$  (21inch)  
 $\Phi 450 \times 366 \text{mm}$  (17inch)



Active Send Warping Roller




Storing Yarn




Fluff Detector


# DAMPING TENSIONER




GS-3 Damping Tensioner




GS-1 Damping Tensioner




GS-2 Damping Tensioner



GS-4 Three Post Tensioner



GS-5 Roller Tensile Detector




GS-6 Windshield Tensile Detector



GS-7 Rings Tensile Detector



Yarn Breaking Srop Device



Yarn Breaking Srop Device



Static Detector